

33.266 Parking, Loading, And Transportation And Parking Demand Management

266

Sections:

33.266.010 Introduction

Motor Vehicle Parking

33.266.100 General Regulations

33.266.110 Minimum Required Parking Spaces

33.266.115 Maximum Allowed Parking Spaces

33.266.120 Development Standards for Houses and Duplexes

33.266.130 Development Standards for All Other Development

33.266.140 Stacked Parking Areas

33.266.150 Vehicles in Residential Zones

Bicycle Parking

33.266.200 Purpose

33.266.210 Required Bicycle Parking

33.266.220 Bicycle Parking Standards

Loading

33.266.310 Loading Standards

Transportation and Parking Demand Management

33.266.410 Transportation and Parking Demand Management

33.266.420 Transportation Impact Review in the Campus Institutional Zones

33.266.010 Introduction

This chapter establishes the standards for the amount, location, and development of motor vehicle parking, standards for bicycle parking, and standards for on-site loading areas, and requirements for transportation demand management plans. Other titles of the City Code may regulate other aspects of parking and loading.

Motor Vehicle Parking

33.266.100 General Regulations

- A. Where the regulations apply.** The regulations of this chapter apply to all parking areas in all zones, whether required by this code or put in for the convenience of property owners or users. Parking areas include those accessory to a use, part of a Commercial Parking use, or for a park and ride facility in the Community Services use category.
- B. Occupancy.** All required parking areas must be completed and landscaped prior to occupancy of any structure except as provided in Chapter 33.248, Landscaping and Screening.

C. Calculations of amounts of required and allowed parking.

1. The number of parking spaces is computed based on the primary uses on the site except as stated in Paragraph C.2., below. When there are two or more separate primary uses on a site, the required or allowed parking for the site is the sum of the required or allowed parking for the individual primary uses. When there are two or more instances of the same primary use on the site, the required or allowed parking is based on the total square footage of all those same uses added together. For joint use parking, see Paragraph 33.266.110.B., below.
2. When more than 20 percent of the net building area on a site is in an accessory use, the required or allowed parking is calculated separately for the accessory use. An example would be a 40,000 square foot building with a 30,000 square foot warehouse and a 10,000 square foot accessory office area. The required or allowed parking would be computed separately for the office and warehouse uses.
3. If the maximum number of spaces allowed is less than or equal to the minimum number required, then the maximum number is automatically increased to one more than the minimum.
4. If the maximum number of spaces allowed is less than one, then the maximum number is automatically increased to one.

D. Use of required parking spaces. Required parking spaces must be available for the use of residents, customers, or employees of the use. Fees may be charged for the use of required parking spaces. Required parking spaces may not be assigned in any way to a use on another site, except for joint parking situations. See 33.266.110.B. Also, required parking spaces may not be used for the parking of equipment or storage of goods or inoperable vehicles.

E. Proximity of parking to use. Required parking spaces must be located on the site of the use or in parking areas whose closest point is within 500 feet of the site.

F. Stacked parking. Stacked or valet parking is allowed if an attendant is present to move vehicles. If stacked parking is used for required parking spaces, some form of guarantee must be filed with the City ensuring that an attendant will always be present when the lot is in operation. Automated stacked parking and tandem parking for individual dwelling units are exempt from the attendant and guarantee requirements. The requirements for minimum or maximum spaces and all parking area development standards continue to apply for stacked parking. See also 33.266.140.

G. Office of Transportation review. The Office of Transportation reviews the layout of parking areas for compliance with the curb cut and access restrictions of Section 17.28.110, Driveways – Permits and Conditions.

33.266.110 Minimum Required Parking Spaces

A. Purpose. The purpose of required parking spaces is to provide enough on-site parking to accommodate the majority of traffic generated by the range of uses which might locate at the site over time. Sites that are located in close proximity to transit, have good street connectivity, and good pedestrian facilities may need little or no off-street parking. Parking requirements should be balanced with an active pedestrian network to minimize pedestrian, bicycle and vehicle conflicts as much as possible. Transit-supportive plazas and

bicycle parking may be substituted for some required parking on a site to encourage transit use and bicycling by employees and visitors to the site. The required parking numbers correspond to broad use categories, not specific uses, in response to this long term emphasis. Provision of carpool parking, and locating it close to the building entrance, will encourage carpool use.

B. Minimum number of required parking spaces.

1. Minimum for sites located close to transit. For sites located 1500 feet or less from a transit station, or 500 feet or less from a transit street with 20-minute peak hour service the following minimum parking requirements apply. The Bureau of Transportation will publish a map annually, adopted through Administrative Rule, showing sites that meet these service thresholds. For sites not shown on the map, the applicant may provide current information demonstrating that the site meets the service thresholds:
 - a. Household Living uses. The minimum number of required parking spaces for a site with a Household Living use is:
 - (1) Where there are up to 30 dwelling units on the site, no parking is required;
 - (2) Where there are 31 to 40 dwelling units on the site, the minimum number of required parking spaces is 0.20 spaces per dwelling unit;
 - (3) Where there are 41 to 50 dwelling units on the site, the minimum number of required parking spaces is 0.25 spaces per dwelling unit; and
 - (4) Where there are 51 or more dwelling units on the site, the minimum number of required parking spaces is 0.33 spaces per dwelling unit.
 - b. All other uses. No parking is required for all other uses.
2. Minimum for sites located far from transit. For sites located more than 1500 feet from a transit station, or more than 500 feet from a transit street with 20-minute peak hour service, the minimum number of parking spaces required is stated in Table 266-1.
3. Joint use parking. Joint use of required parking spaces may occur where two or more uses on the same or separate sites are able to share the same parking spaces because their parking demands occur at different times. Joint use of required parking spaces is allowed only if the uses and housing types to which the parking is accessory are allowed in the zone where the parking is located. Joint use of required parking spaces is allowed if the following documentation is submitted in writing to BDS as part of a building or zoning permit application or land use review:
 - a. The names and addresses of the uses and of the owners or tenants that are sharing the parking;
 - b. The location and number of parking spaces that are being shared;
 - c. An analysis showing that the peak parking times of the uses occur at different times and that the parking area will be large enough for the anticipated demands of both uses; and
 - d. A legal instrument such as an easement or deed restriction that guarantees access to the parking for both uses.

- C. Required carpool parking spaces.** For office, industrial, and institutional uses where there are more than 20 parking spaces on the site, the following standards must be met:
1. Five spaces or five percent of the parking spaces on site, whichever is less, must be reserved for carpool use before 9:00 AM on weekdays. More spaces may be reserved, but they are not required.
 2. The spaces must be those closest to the building entrance or elevator, but not closer than the spaces for disabled parking and those signed for exclusive customer use.
 3. Signs must be posted indicating these spaces are reserved for carpool use before 9:00 AM on weekdays.
- D. Exceptions to the minimum number of parking spaces.** The minimum number of required parking spaces may be reduced as follows:
1. Affordable housing exceptions:
 - a. Exception for sites close to transit. The minimum number of required parking may be reduced to zero when the following are met:
 - (1) The site is located 1500 feet or less from a transit station, or 500 feet or less from a transit street with 20-minute peak hour service; and
 - (2) The applicant demonstrates compliance with the on-site or off-site affordable dwelling unit requirements of Chapter 33.245, Inclusionary Housing, or the on-site or off-site affordable dwelling unit requirements of an applicable voluntary inclusionary housing bonus. This exception does not apply if the applicant pays a fee-in-lieu of complying with the requirements of Chapter 33.245, Inclusionary Housing, or makes a payment into the Affordable Housing Fund in exchange for bonus density or FAR.
 - b. Exception for sites far from transit. Affordable dwelling units are not counted toward the total number of dwelling units when calculating the number of required parking spaces when the following are met:
 - (1) The site is located more than 1500 feet from a transit station, or more than 500 feet from a transit street with 20-minute peak hour service; and
 - (2) The applicant demonstrates compliance with the on-site or off-site affordable dwelling unit requirements of Chapter 33.245, Inclusionary Housing, or the on-site or off-site affordable dwelling unit requirements of an applicable voluntary inclusionary housing bonus. This exception does not apply if the applicant pays a fee-in-lieu of complying with the requirements of Chapter 33.245, Inclusionary Housing, or makes a payment into the Affordable Housing Fund in exchange for bonus density or FAR.
 2. Other exceptions. The minimum number of required parking spaces may not be reduced by more than 50 percent through the exceptions of this Paragraph. The 50 percent limit applies cumulatively to all exceptions in this Paragraph:
 - a. Exceptions for sites where trees are preserved. Minimum parking may be reduced by one parking space for each tree 12 inches in diameter and larger that is preserved. A maximum of 2 parking spaces or 10 percent of the total required

may be reduced, whichever is greater. However, required parking may not be reduced below 4 parking spaces under this provision.

- b. Bicycle parking may substitute for up to 25 percent of required parking. For every 5 non-required bicycle parking spaces that meet the short or long-term bicycle parking standards, the motor vehicle parking requirement is reduced by one space. Existing parking may be converted to take advantage of this provision.
- c. A transit-supportive plaza may substitute for up to 10 percent of the required parking on sites where at least 20 parking spaces are required, and where at least one street lot line abuts a transit street. Existing parking areas may be converted to take advantage of these provisions. The plaza must meet the following regulations. Adjustments to the regulations of this Subparagraph are prohibited:
 - (1) The plaza must be adjacent to and visible from the transit street. If there is a bus stop along the site's frontage, the plaza must be adjacent to the bus stop;
 - (2) The plaza must be at least 300 square feet in area and be shaped so that a 10 foot x 10 foot square will fit entirely in the plaza;
 - (3) The plaza must be open to the public. The owner must record a public access easement that allows public access to the plaza; and
 - (4) The plaza must include all of the following elements:
 - A bench or other sitting area with at least 5 linear feet of seating;
 - A shelter or other weather protection that covers at least 20 square feet. If the plaza is adjacent to the bus stop, TriMet must approve the shelter; and
 - Landscaping. At least 10 percent, but not more than 25 percent of the transit-supportive plaza must be landscaped to the L1 standard of Chapter 33.248, Landscaping and Screening. This landscaping is in addition to any other landscaping or screening required for parking areas by the Zoning Code.
- d. Motorcycle parking may substitute for up to 5 spaces or 5 percent of required automobile parking, whichever is less. For every 4 motorcycle parking spaces provided, the automobile parking requirement is reduced by one space. Each motorcycle space must be at least 4 feet wide and 8 feet deep. Existing parking may be converted to take advantage of this provision.
- e. Car-sharing parking spaces may substitute for required parking if all of the following are met:
 - (1) For every car-sharing parking space that is provided, the motor vehicle parking requirement is reduced by 2 spaces, up to a maximum of 25 percent of the required parking spaces;
 - (2) The car-sharing parking spaces must be shown on the building plans; and
 - (3) A copy of the car-sharing agreement between the property owner and the car-sharing company must be submitted with the building permit.

- f. City of Portland bike-sharing stations may substitute for required parking if all of the following are met:
- (1) A City of Portland bike-sharing station providing 15 docks and 10 shared bicycles reduces the motor vehicle parking requirement by 3 spaces. The provision of each addition of 4 docks and 2 shared bicycles reduces the motor vehicle parking requirement by an additional space, up to a maximum of 25 percent of the required parking spaces;
 - (2) The bike-sharing station must be adjacent to, and visible from the street, and must be publicly accessible;
 - (3) The bike-sharing station must be shown on the building plans; and
 - (4) A copy of the signed agreement between the property owner and the Portland Bureau of Transportation must be submitted before the building permit is approved.

Table 266-1	
Minimum Required and Maximum Allowed Parking Spaces By Zone [1], [2]	
Zone	Requirement
OS, RF - RH, EG, I, IR	Minimum is Standard A in Table 266-2. Maximum is Standard B in Table 266-2.
CR, CM1, CM2, CM3, CE, CI	Minimum for sites that are 7,500 square feet or less in size: No minimum except for Household Living, which has the following minimums: 0 for 1 to 30 units; 0.20 per unit for 31-40 units; 0.25 per unit for 41-50 units; and 0.33 per unit for 51+ units. Minimum for all other sites is Standard A in Table 266-2 Maximum is Standard B in Table 266-2.
EX	No minimum except for Household Living, which has the following minimums: 0 for 1 to 3 units; 1 per 2 units for four+ units; and SROs are exempt. Maximum is Standard A in Table 266-2, except: 1) Retail, personal service, repair-oriented - Maximum is 1 per 200 sq. ft. of net building area. 2) Restaurants and bars - Maximum is 1 per 75 sq. ft. of net building area. 3) General office – Maximum is 1 per 400 sq. ft. of net building area. 4) Medical/Dental office – Maximum is 1 per 330 sq. ft. of net building area.

Table 266-1	
Minimum Required and Maximum Allowed Parking Spaces By Zone [1], [2]	
Zone	Requirement
RX, CX	<p>No minimum except for Household Living, which has the following minimums: 0 for 1 to 30 units; 0.2 per unit for 31-40 units; 0.25 per unit for 41-50 units; and 0.33 per unit for 51+ units.</p> <p>Maximum is Standard B in Table 266-2.</p>

[1] Regulations in a plan district or overlay zone may supersede the standards of this table.

[2] Uses subject to a Conditional Use, Impact Mitigation Plan, or Transportation Impact review may establish different parking minimum and maximum requirements through the review.

Table 266-2			
Parking Spaces by Use [2]			
(Refer to Table 266-1 to determine which standard applies.)			
Use Categories	Specific Uses	Standard A	Standard B
Residential Categories			
Household Living		1 per unit, except SROs exempt and in RH, where it is 0 for 1 to 3 units and 1 per 2 units for four + units	None, except 1.35 per unit on sites that are both in a commercial/mixed use zone and close to transit (close to transit is described in 33.266.110.B.1.) Houses, attached houses and duplexes are exempt.
Group Living		1 per 4 residents	None
Commercial Categories			
Retail Sales And Service	Retail, personal service, repair oriented	1 per 500 sq. ft. of net building area	1 per 196 sq. ft. of net building area
	Restaurants and bars	1 per 250 sq. ft. of net building area	1 per 63 sq. ft. of net building area
	Health clubs, gyms, lodges, meeting rooms, and similar. Continuous entertainment such as arcades and bowling alleys	1 per 330 sq. ft. of net building area	1 per 185 sq. ft. of net building area
	Temporary lodging	1 per rentable room; for associated uses such as restaurants, see above	1.5 per rentable room; for associated uses such as restaurants, see above
	Theaters	1 per 4 seats or 1 per 6 feet of bench area	1 per 2.7 seats or 1 per 4 feet of bench area

**Table 266-2
 Parking Spaces by Use [2]
 (Refer to Table 266-1 to determine which standard applies.)**

Use Categories	Specific Uses	Standard A	Standard B
Commercial Categories			
Office	General office	1 per 500 sq. ft. of net building area	1 per 294 sq. ft. of net building area
	Medical/Dental office	1 per 500 sq. ft. of net building area	1 per 204 sq. ft. of net building area
Quick Vehicle Servicing		1 per 500 sq. ft. of net building area	1 per 196 sq. ft. of net building area
Vehicle Repair		1 per 750 sq. ft. of net building area [1]	1 per 500 sq. ft. of net building area
Commercial Parking		None	None
Self-Service Storage		1 per resident manager's facility, plus 3 per leasing office, plus 1 per 100 leasable storage spaces in multi-story buildings.	2 per resident manager's facility, plus 5 per leasing office, plus 1 per 67 leasable storage spaces in multi-story buildings.
Commercial Outdoor Recreation		20 per acre of site	30 per acre of site
Major Event Entertainment		1 per 8 seats	1 per 5 seats
Industrial Categories			
Manufacturing And Production		1 per 750 sq. ft. of net building area [1]	1 per 500 sq. ft. of net building area
Warehouse And Freight Movement		1 per 750 sq. ft. of net building area for the first 3,000 sq. ft. of net building area and then 1 per 3,500 sq. ft. of net building area thereafter [1]	1 per 500 sq. ft. of net building area for the first 3,000 sq. ft. of net building area and then 1 per 2,500 sq. ft. of net building area thereafter
Wholesale Sales, Industrial Service, Railroad Yards		1 per 750 sq. ft. of net building area [1]	1 per 500 sq. ft. of net building area
Waste-Related		See note [2]	See note [2]
Institutional Categories			
Basic Utilities		None	None
Community Service		1 per 500 sq. ft. of net building area	1 per 196 sq. ft. of net building area
Parks And Open Areas		Per CU review for active areas	Per CU review for active areas
Schools	Grade, elementary, middle, junior high	1 per classroom	1.5 per classroom
	High school	7 per classroom	10.5 per classroom
Medical Centers		1 per 500 sq. ft. of net building area	1 per 204 sq. ft. of net building area

Table 266-2 Parking Spaces by Use [2] (Refer to Table 266-1 to determine which standard applies.)			
Use Categories	Specific Uses	Standard A	Standard B
Colleges		1 per 600 sq. ft. of net building area exclusive of dormitories, plus 1 per 4 dorm rooms	1 per 400 sq. ft. of net building area exclusive of dormitories, plus 1 per 2.6 dorm rooms
Religious Institutions		1 per 100 sq. ft. of main assembly area	1 per 67 sq. ft. of main assembly area
Daycare		1 per 500 sq. ft. of net building area	1 per 330 sq. ft. of net building area
Other Categories			
Agriculture		None	None
Aviation		See note [2]	See note [2]
Detention Facilities		See note [2]	See note [2]
Mining		See note [2]	See note [2]
Radio Frequency Transmission Facilities	Personal wireless service and other non-broadcast facilities	None	None
	Radio or television broadcast facilities	2 per site	None
Rail Lines & Utility Corridors		None	None

Notes:

[1] For uses in an EG or I zone, if the site size is 5,000 sq. ft. or less, no more than 4 spaces are required. Where the site size is between 5,001 and 10,000 sq. ft., no more than 7 spaces are required.

[2] Uses subject to a Conditional Use, Impact Mitigation Plan, or Transportation Impact review may establish parking minimum and maximum requirements through the review.

33.266.115 Maximum Allowed Parking Spaces

- A. Purpose.** Limiting the number of spaces allowed promotes efficient use of land, enhances urban form, encourages use of alternative modes of transportation, provides for better pedestrian movement, and protects air and water quality.

The maximum ratios in this section vary with the use the parking is accessory to and with the location of the use. These maximums will accommodate most auto trips to a site based on typical peak parking demand for each use. Areas that are zoned for more intense development or are easily reached by alternative modes of transportation have lower maximums than areas where less intense development is anticipated or where transit service is less frequent. In particular, higher maximums are appropriate in areas that are more than a 1/4 mile walk from a frequently served bus stop or more than a 1/2 mile walk from a frequently served Transit Station.

- B. Maximum number of parking spaces allowed.** Regulations in a plan district or overlay zone may supersede the regulations in this Subsection.

1. Surface parking. Where more than 25 percent of the parking accessory to a use is on surface parking lots, both the structured and surface parking are regulated as follows. Parking accessory to a use includes accessory parking that is on- and off-site:

- a. Generally. The maximum number of parking spaces allowed is stated in Tables 266-1 and 266-2, except as specified in Subparagraph B.1.b.;
 - b. Exception for sites not well served by transit. For sites located more than 1/4 mile from a bus stop with 20-minute peak-hour service and more than 1/2 mile from a Transit Station with 20-minute peak-hour service, the maximum number of parking spaces allowed is 125 percent of the amount stated in Tables 266-1 and 266-2. The Bureau of Transportation will publish a map annually, adopted through Administrative Rule, showing sites that meet these service thresholds. For sites not shown on the map, the applicant may provide current information demonstrating that the site meets the service thresholds.
2. Structured parking. Where 75 percent or more of the parking accessory to a use is in structured parking, both the structured and surface parking are regulated as follows. Parking accessory to a use includes accessory parking that is on- and off-site:
- a. Generally. There is no maximum number of parking spaces, except as provided in Subparagraph B.2.;
 - b. Parking accessory to Medical Centers and Colleges. The maximum parking allowed that is accessory to Medical Centers and Colleges is stated in Tables 266-1 and 266-2.
3. Exception in the EG and I zones. In the EG and I zones, there is no maximum number of accessory parking spaces for either structured or surface parking where both Subparagraphs B.3.a. and b. are met, and either Subparagraph B.3.c. or d. is met:
- a. The site is at least eight acres in area;
 - b. The site is located more than 1/2 mile from a transit stop or station with 20-minute peak-hour light rail or streetcar service; and
 - c. At least 700 of the accessory parking spaces are in a structure; or
 - d. The structured parking is in a structure with at least three floors, and parking is on at least three floors of the structure.

33.266.120 Development Standards for Houses and Duplexes

- A. Purpose.** The size and placement of vehicle parking areas are regulated in order to enhance the appearance of neighborhoods.
- B. Structures these regulations apply to.** The regulations of this section apply to houses, attached houses, duplexes, attached duplexes, manufactured homes, and houseboats. The regulations apply to required and excess parking areas. The following are exceptions to this requirement:
 1. Parking that is in a parking tract is subject to the standards of Section 33.266.130 instead of the standards of this section. However, perimeter landscaping is not required where the parking tract abuts a lot line internal to the site served by the tract.
 2. Parking for manufactured dwelling parks is regulated in Chapter 33.251.

C. Parking area locations.

1. Required parking.
 - a. Generally. Required parking spaces are not allowed within the first 10 feet from a front lot line or in a required front setback, whichever is greater. In addition, on corner lots, required parking spaces are not allowed within the side street setback.
 - b. Exception for common greens and shared courts. On lots where the front lot line abuts a common green or shared court, parking spaces are allowed within 10 feet of the front lot line.
2. Non-required parking. Where non-required parking is provided on a site, at least one parking space (required or not required) must meet the standards for required parking stated in Paragraph C.1 above. A non-required parking space is allowed within the first 10 feet from a front lot line or in a required front setback if it is in a driveway immediately behind a required parking space (See Figure 266-1, Non-Required Parking). On a corner lot, where the driveway is in the required side setback, a non-required space is allowed within the first 10 feet from the side street lot line or in the required side setback if it is in a driveway immediately behind a required parking space.
3. Front yard restrictions.
 - a. No more than 40 percent of the land area between the front lot line and the front building line may be paved or used for vehicle areas. In addition, on corner lots, no more than 20 percent of the land area between the side street lot line and the side street building line may be paved or used for vehicle areas. See Figure 266-2. As an exception to the area limitations in this subparagraph, the following is allowed:
 - (1) A lot is allowed at least a 9-foot wide vehicle area.
 - (2) In the multi-dwelling, C, E, I, CI, and IR zones, on sites where the front lot line abuts a shared court, paving blocks or bricks may be used to surface the entire area between the front lot line and the front building line.
 - b. For flag lots, where the width of the pole is greater than 30 feet, no more than 40 percent of the land area between the front lot line and the front building line may be paved or used for vehicle areas.

See Figure 266-2. As an exception to the area limitation of this subparagraph, a flag lot is allowed at least a 12-foot wide vehicle area.
4. Parking in garages. Parking in garages is subject to the garage setback standards of the base zone, overlay zone or plan district.

D. Parking space sizes.

1. A parking space must be at least 9 feet by 18 feet.
2. The minimum driveway width on private property is 9 feet.
3. Shared driveways are allowed to extend across a property line onto abutting private properties if the following are met:

- a. The width of the shared driveway is at least 9 feet; and
- b. There is a recorded easement guaranteeing reciprocal access and maintenance for all affected properties.

E. Paving.

- 1. Generally. All driveways and parking areas must be paved.
- 2. Exceptions.
 - a. Gravel surfaces may be approved by BDS when the abutting street or alley is not paved, and the applicant executes a covenant agreeing to pave the area if the street or alley is paved in the future.
 - b. Utility trailers and non-motorized accessory recreational vehicles may be stored on unpaved surfaces. A gravel surface is not required.

**Figure 266-1
Non-Required Parking**

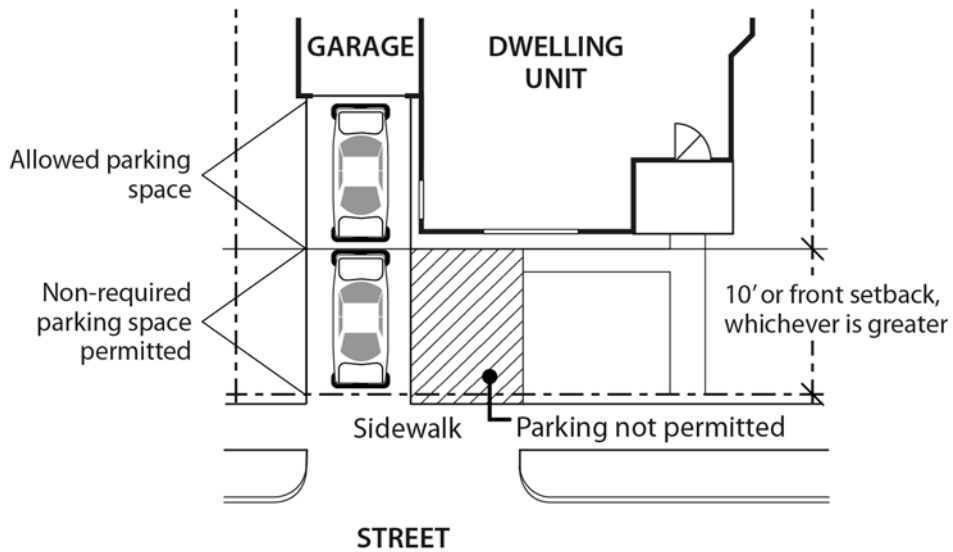
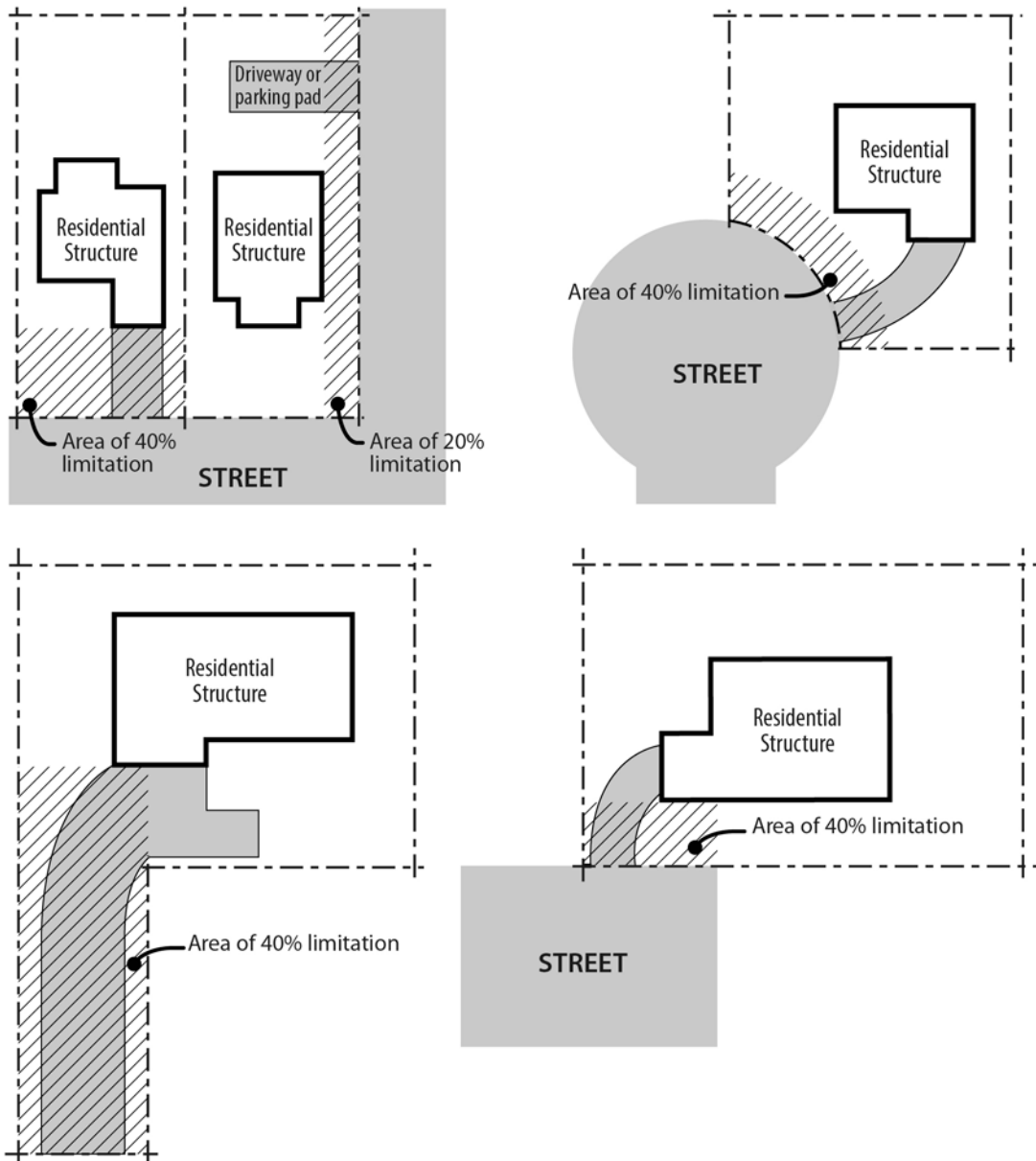


Figure 266-2
Parking Area Limitation



33.266.130 Development Standards for All Other Development

- A. Purpose.** The development standards promote vehicle areas that are safe and attractive for motorists and pedestrians. Vehicle area locations are restricted in some zones to promote the desired character of those zones.

Together with the transit street building setback standards in the base zone chapters, the vehicle area location regulations for sites on transit streets and in Pedestrian Districts:

- Provide a pedestrian access that is protected from auto traffic;
- Create an environment that is inviting to pedestrians and transit users.

- Create a strong relationship between buildings and the sidewalk; and
- Create a sense of enclosure on transit and pedestrian street frontages.

The parking area layout standards are intended to promote safe circulation within the parking area, provide for the effective management of stormwater runoff from vehicle areas, and provide for convenient entry and exit of vehicles. The setback and landscaping standards:

- Improve and soften the appearance of parking areas;
- Reduce the visual impact of parking areas from sidewalks, streets, and especially from adjacent residential zones;
- Provide flexibility to reduce the visual impacts of small residential parking lots;
- Direct traffic in parking areas;
- Shade and cool parking areas;
- Reduce the amount and rate of stormwater runoff from vehicle areas;
- Reduce pollution and temperature of stormwater runoff from vehicle areas; and
- Decrease airborne and waterborne pollution.

B. Where these standards apply. The standards of this section apply to all vehicle areas whether required or excess parking, except for residential parking areas subject to the standards of 33.266.120.

C. On-site locations of vehicle areas.

1. Location of vehicle areas. The allowed on-site location of all vehicle areas is stated in Table 266-3.
2. Building setbacks for structures that contain vehicle areas.
 - a. Structures that contain vehicle areas are subject to the building setbacks of the base zone, where exiting in a forward motion is provided.
 - b. Structured parking that does not allow exiting in a forward motion in R Zones is subject to the garage entrance setback standard of the base zone.
 - c. Structured parking that does not allow exiting in a forward motion in C, E, I, CI, or IR zones must be set back 18 feet from the street lot line.
3. Frontage limitation.
 - a. The standard of this subparagraph applies outside the Central City plan district in the R3, R2 and R1 zones. No more than 50 percent of the frontage on a street may be used for vehicle areas. On sites with more than one street frontage, this standard applies to the street with the highest transit designation. If two streets have the same highest transit classification, the applicant may choose on which street to meet the standard. Sites where there is less than 100 square feet of net building area are exempt from this standard.
 - b. The standard of this paragraph applies outside the Central City plan district in the RH, RX, CR, CM1, CM2, CM3, CE, CX, EG1, EX, CI, and IR zones. Where vehicle areas are adjacent to a transit street or a street in a Pedestrian District, no more than 50 percent of the frontage on the transit street or street in a Pedestrian

District may be used for vehicle areas. Sites where there is less than 100 square feet of net building area are exempt from this standard.

D. Improvements.

1. Paving. In order to control dust and mud, all vehicle areas must be paved. However, some portions of individual parking spaces may be landscaped per the standards of Paragraph F.4, below.
2. Striping. All parking areas, except for stacked parking, must be striped in conformance with the parking dimension standards of Subsection F. below.
3. Protective curbs around landscaping. All perimeter and interior landscaped areas must have protective curbs along the edges. Curbs separating landscaped areas from parking areas may allow stormwater runoff to pass through them. Tire stops, bollards, or other protective barriers may be used at the front ends of parking spaces. Curbs may be perforated or have gaps or breaks. Trees must have adequate protection from car doors as well as car bumpers.

Table 266-3 Location of Vehicle Areas [1]			
Zone	General Standard	Exception for Through Lots and Sites with Three Frontages	Exception for Full-Block Sites
OS, RF-R5, R2.5, EG2, I	No restrictions.		
R3, R2, R1, RH, IR, CE, EG1, CI, sites in CM1, CM2, and CM3 that are more than 2 acres in total area	Vehicle areas not allowed between the portion of the building that complies with the maximum street setback and the transit street or streets in a Pedestrian District.	May have vehicle areas between the portion of the building that complies with the maximum street setback and one Local Service Transit Street.	May have vehicle areas between the portion of the building that complies with the maximum street setback and two Local Service Transit Streets.
RX, CX, CR, EX, sites in CM1, CM2, and CM3 that are 2 acres or less in total area	Not allowed between a building and any street.	May have vehicle areas between the building and one Local Service Transit Street.	May have vehicle areas between the building and two Local Service Transit Streets.

Notes:

[1] Driveways that provide a straight-line connection between the street and a parking area inside a building are not subject to these regulations.

E. Stormwater management. Stormwater runoff from parking lots is regulated by the Bureau of Environmental Services. See Chapter 17.38, Drainage and Water Quality, and the City’s Stormwater Management Manual, which contain requirements for managing stormwater in parking lot landscaping.

F. Parking area layouts.

1. Access to parking spaces.

- a. All parking areas, except stacked parking areas, must be designed so that a vehicle may enter or exit without having to move another vehicle.
 - b. All parking areas must be designed to allow vehicles to enter and exit the roadway in a forward motion, except:
 - (1) Parking areas with one or two spaces whose only access is on a local service street;
 - (2) Parking areas with up to four spaces may be designed so that vehicles back out into an alley. However, there must be a maneuvering area of at least 20 feet between the end of each parking space and the opposite side of the alley. If the alley is less than 20 feet wide, some of this maneuvering area will be on-site.
2. Parking space and aisle dimensions. Parking spaces and aisles must meet the minimum dimensions contained in Table 266-4. For stacked parking areas, see Section 33.266.140 below.
 3. Parking for disabled persons. The Bureau of Development Services regulates the following disabled person parking standards and access standards through the Oregon Structural Specialty Code.
 - Dimensions of disabled person parking spaces and access aisles;
 - The minimum number of disabled person parking spaces required;
 - Location of disabled person parking spaces and circulation routes,
 - Curb cuts and ramps including slope, width and location;
 - Signage and pavement markings.
 4. A portion of a standard parking space may be landscaped instead of paved, as follows:
 - a. As shown in Figure 266-3, up to 2 feet of the front of the space as measured from a line parallel to the direction of the bumper of a vehicle using the space may be landscaped area;
 - b. Landscaping must be ground cover plants; and
 - c. The portion of the 2-foot wide area described in 4.a that is landscaped counts toward parking lot interior landscaping requirements and toward any overall site landscaping requirements. However, the landscaped area does not count toward perimeter landscaping requirements.

Table 266-4					
Minimum Parking Space and Aisle Dimensions [1,2]					
Angle (A)	Width (B)	Curb Length (C)	1 Way Aisle Width (D)	2 Way Aisle Width (D)	Stall Depth (E)
0° (Parallel)	8 ft.	22 ft. 6 in.	12 ft.	20 ft.	8 ft.
30°	8 ft. 6 in.	17 ft.	12 ft.	20 ft.	15 ft.
45°	8 ft. 6 in.	12 ft.	12 ft.	20 ft.	17 ft.
60°	8 ft. 6 in.	9 ft. 9 in.	16 ft.	20 ft.	17 ft. 6 in.
90°	8 ft. 6 in.	8 ft. 6 in.	20 ft.	20 ft.	16 ft.

Notes:

[1] See Figure 266-4.

[2] See Section 33.266.130.F.3 for information on parking spaces for the disabled.

Figure 266-3
Landscaped area at front of parking space.

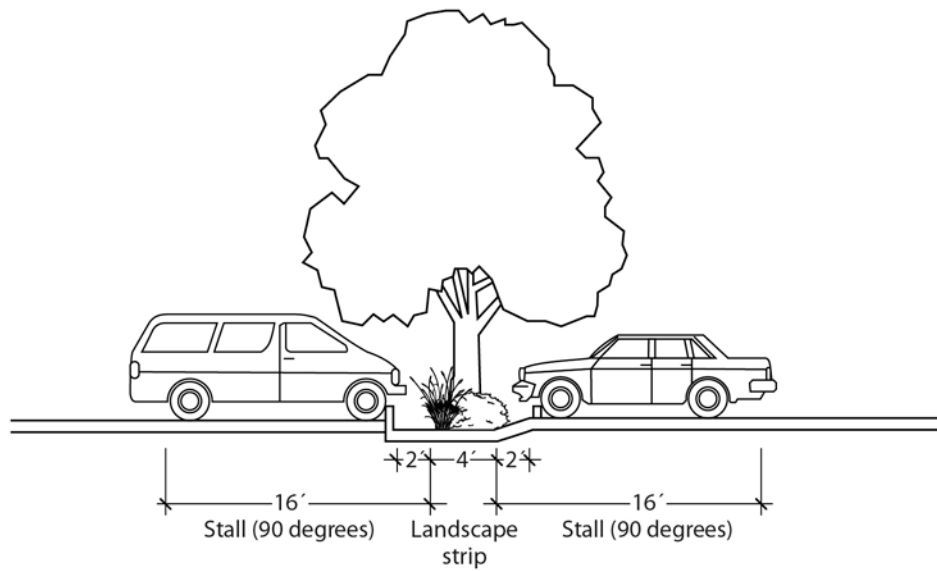
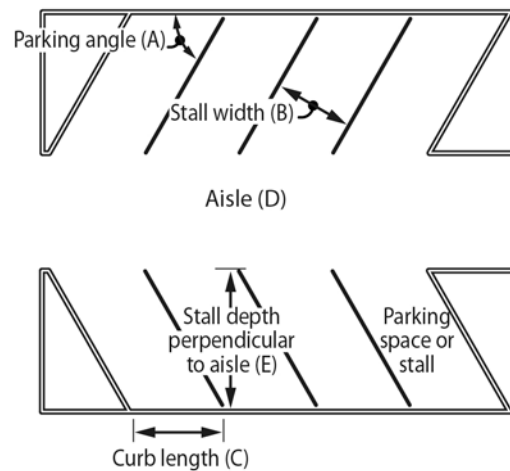


Figure 266-4
Parking Dimension Factors



5. Large parking areas in R, C, E, IR, and CI zones. In the R, C, E, IR, and CI zones, where a parking area on the site is more than 125,000 square feet, the parking area must contain the following elements. Parking areas in structures are not included in this total:
 - a. Internal access ways must divide the parking area into smaller areas that are no greater than 55,000 square feet;
 - b. These accessways must connect to the adjacent street at least every 250 feet; and
 - c. Each internal accessway must have at least one auto travel lane, curbs, and unobstructed sidewalks on both sides. One of the following must be met:
 - The sidewalks must be at least 10 feet wide and planted with trees. One large tree is required per 30 lineal feet of sidewalk, one medium tree per 22 lineal feet of sidewalk, or one small tree per 15 lineal feet of sidewalk. Trees of different sizes may be combined to meet the standard;
 - Trees must be planted in the center of unpaved tree wells that must be at least 18 square feet in area, with a minimum dimension of 3 feet. The unpaved area may be covered with a tree grate. Tree wells must be adjacent to the curb, and must be located so there is at least 6 feet of unobstructed sidewalk; or
 - The sidewalks must be at least 6 feet wide. There must be a planting strip at least 4 feet wide. The planting strip must be between the curb and the sidewalk, and be landscaped to at least the L1 standard except that trees cannot be grouped.
 - d. The internal accessways are excluded from the portion of the parking and loading area used to calculate required interior landscaping.

G. Parking area setbacks and landscaping.

1. All landscaping must comply with the standards of Chapter 33.248, Landscaping and Screening. Trees and shrubs must be fully protected from potential damage by vehicles.
2. Setbacks and perimeter landscaping.
 - a. Where these regulations apply. The regulations of this paragraph apply to:
 - (1) Surface parking areas abutting a lot line;
 - (2) Any portion of structured parking areas where the parking area is within 4 feet of adjacent grade and there is no roof over it;
 - (3) Driveways.
 - b. Exceptions.
 - (1) Shared driveways and parking aisles that straddle a lot line do not need to meet setback and perimeter landscaping requirements;
 - (2) Sites containing 5 or fewer parking spaces and developed only with residential development may provide a 3-foot-high fence meeting the F2 standards as an alternative to the perimeter setback and landscaping requirements on any lot line not abutting a street;
 - (3) Stacked parking areas must meet the requirements of Section 33.266.140, below.
 - c. Setbacks. The minimum required setbacks for surface parking areas are stated in Table 266-5. Protective curbs, tire stops, bollards or other protective barriers are not allowed within the minimum required setbacks.

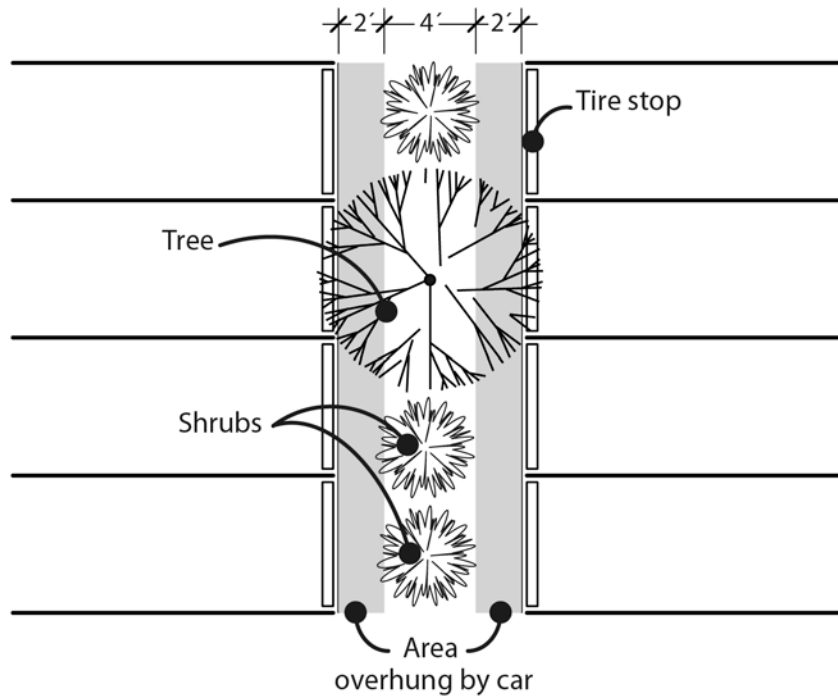
Table 266-5 Minimum Parking Area Setbacks and Landscaping		
Location	All zones except EG2 and IG2	EG2, IG2
Lot line abutting street	5 ft. of L2	10 ft. of L2
Lot line abutting a C, E, I, or CI zone lot line	5 ft. of L2	5 ft. of L2
Lot line abutting a OS, R, or IR zone lot line	5 ft. of L3	10 ft. of L3

- d. Perimeter landscaping. The minimum setbacks and landscaping standards required are provided in Table 266-5.
 - (1) Surface parking abutting streets, and C, E, I, and CI zones. Where a surface parking area abuts a street lot line, or a C, E, I, or CI zone lot line, only the minimum required setbacks must be landscaped. The landscaping must meet the L2 standard of Chapter 33.248, and must be adjacent to the parking area and driveway. Where a setback is provided that is greater than the required minimum, the landscaping must be placed within 25 feet of the edge of the parking area and driveway. To provide connectivity between

sites, a single driveway up to 20 feet wide may interrupt the landscaping that abuts a C, E, or I zone lot line.

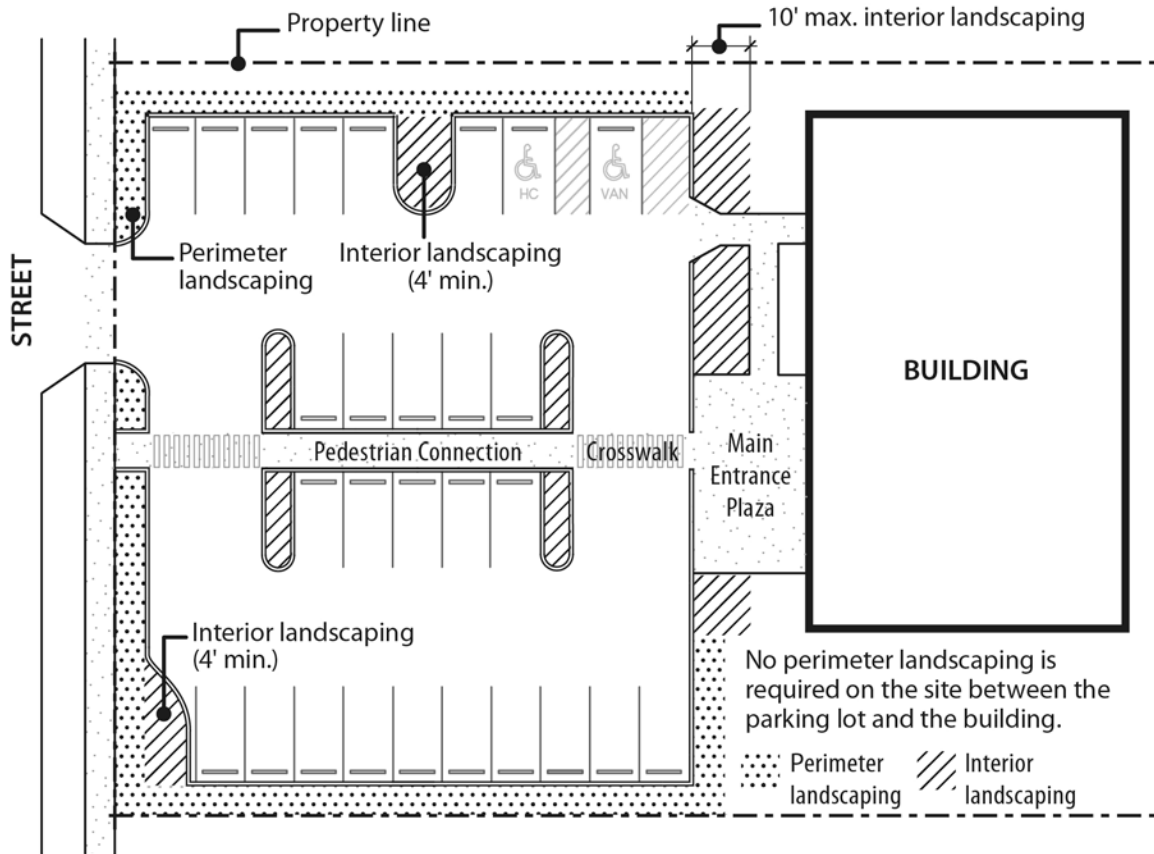
- (2) Surface parking abutting OS, R, and IR zones. Where a surface parking area abuts an OS, R, or IR zone lot line, only the minimum required setbacks must be landscaped. The landscaping must meet the L3 standard of Chapter 33.248, and must be adjacent to the parking area and driveway. Where a setback is provided that is greater than the required minimum, the landscaping must be placed within 25 feet of the edge of the parking area and driveway.
3. Interior landscaping. The regulations of this paragraph apply to all surface parking areas except stacked parking areas. For stacked parking areas, see Section 33.266.140 below.
 - a. Amount of interior landscaping required. In all zones, interior landscaping must be provided for sites where there are more than 10 parking spaces on the entire site. At least 45 square feet of interior landscaped area must be provided for each parking space.
 - b. The landscape materials must comply with the P1 standard of Chapter 33.248.
 - c. The landscaping must be dispersed throughout the parking area. All of the required landscape area may be in the parking area, or some may be in the loading area.
 - d. Perimeter landscaping may not substitute for interior landscaping. However, interior landscaping may join perimeter landscaping as long as it extends at least four feet into the parking area from the perimeter landscape line.
 - e. Exception for existing parking lots. Where compliance with Subparagraph G.3.a, above, would result in the loss of existing required parking spaces, the amount of parking required is reduced by the amount needed to accommodate the minimum landscaping required.
 - f. Layout of interior landscaped areas. The layout of the interior landscaped areas must meet either one or a combination of the standards of this subparagraph:
 - (1) Option 1: Landscape strips. See Figure 266-5.
 - Interior landscaping must be arranged in landscape strips at least four feet wide between rows of parking stalls.
 - Where the front portions of parking stalls are landscaped as allowed by Paragraph F.4, the landscaped portion of the parking stall must be adjacent to the four-foot landscape strip.

**Figure 266-5
Landscape Strips**

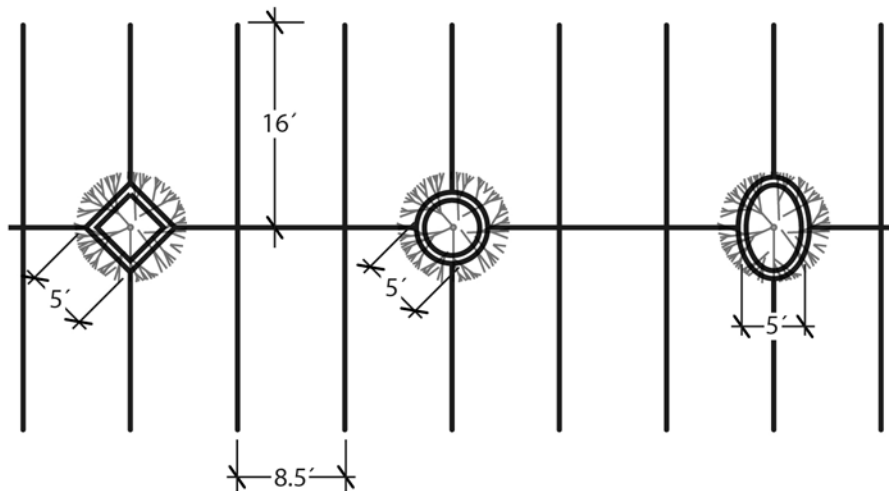


- (2) Option 2: Other landscape patterns. See Figure 266-6.
- Interior landscaping must be arranged in areas at the ends of rows of parking or between parking spaces within rows of parking.
 - Interior landscaping may join perimeter landscaping as long as the interior landscape area extends at least 4 feet into the parking area from the perimeter landscape line.
 - Landscaping that abuts, but does not extend into, the parking area may be included as interior landscaping if all of the following are met:
 - The abutting landscaped area must be in addition to required perimeter landscaping;
 - Only the first 10 feet of the abutting landscaped area, measured from the edge of the parking area, may be included as interior landscaping; and
 - The landscaped area is not abutting and parallel to required perimeter landscaping.
- g. Individual tree-planting spaces. Where an individual tree is planted in a space surrounded by pavement, the planting area must have a minimum interior dimension of five feet. See Figure 266-7.

**Figure 266-6
Other Landscape Patterns**



**Figure 266-7
Individual Tree-Planting Spaces**



33.266.140 Stacked Parking Areas

Stacked parking areas must comply with all of the development standards of Section 33.266.130 above, except for those standards superseded by this section.

- A. Perimeter setbacks and landscaping.** Parking areas must be set back from streets at least 4 feet and landscaped to at least the L2 level.
- B. Striping and layout.** Parking areas used exclusively for stacked parking need not be striped or meet the layout standards of Subsection F. above. Stacked parking areas which will allow parking at some times without attendants must be striped in conformance with the layout standards of Subsection F. above.
- C. Interior landscaping for surface parking areas.** The minimum interior landscaping requirement for surface parking areas is one tree per 5,000 square feet of parking area. If surrounded by cement, the tree planting area must have a minimum dimension of 4 ft. If surrounded by asphalt, the tree planting area must have a minimum dimension of 3 ft. Trees must be protected from potential damage by vehicles through the use of bollards, curbs, wheel stops, or other physical barriers.

33.266.150 Vehicles in Residential Zones

- A. Purpose.** The regulations of this section are intended to reinforce community standards and to promote an attractive residential appearance in the City's neighborhoods. The size, number, and location of parked and stored vehicles in residential zones are regulated in order to preserve the appearance of neighborhoods as predominantly residential in character. Since parking lots and outdoor storage are not intended to be primary activities in residential zones, these activities should constitute no more than a minimal intrusion on any residential area.
- B. Where these regulations apply.** These regulations apply to all residential uses in all R zones.
- C. Parking of passenger vehicles and light trucks.** Passenger vehicles and light trucks may be parked in any allowed parking area.
- D. Parking of medium and heavy trucks.**
 - 1. The parking or storage of medium and heavy trucks and equipment is prohibited, except for motor homes and pickup trucks in the medium truck category.
 - 2. Motor homes in medium truck category may be parked in allowed parking areas except they may not be parked between the front lot line and the building line.
 - 3. Fire trucks and emergency vehicles are allowed if they are parked within a completely enclosed building.
- E. Utility trailers and accessory recreational vehicles.** Utility trailers and accessory recreational vehicles may not be parked or stored in required parking spaces. Utility trailers and accessory recreational vehicles may be parked in other allowed parking areas, except they may not be parked or stored between the front lot line and the building line.
- F. Inoperable vehicles.** The outdoor accumulation and storage of inoperable, neglected, or discarded vehicles is regulated by Section 29.20.010 of Title 29, Property and Maintenance Regulations.

G. Vehicle service and repair. Service and repair of vehicles not owned by and registered to a resident of the site is prohibited. Vehicles may be serviced and repaired if:

1. The vehicles are owned by and registered to residents of the site; and
2. The service and repair is minor. Minor service and repair includes tune-ups, replacement and servicing of oil and other fluids, and replacement and adjustment of minor parts such as tires, hoses, belts, filters, fuses, and similar items. It does not include: body and fender repair and replacement; painting; engine or transmission removal or replacement; or any work using welders, torches, or air-driven power tools.

OR

3. The vehicles are owned by and registered to a resident of the site; and
4. All work occurs within a completely enclosed building; and
5. The off-site impact standards of Chapter 33.262 are met.

Bicycle Parking

33.266.200 Purpose

Bicycle parking is required for most use categories to encourage the use of bicycles by providing safe and convenient places to park bicycles. These regulations ensure adequate short and long-term bicycle parking based on the demand generated by the different use categories and on the level of security necessary to encourage the use of bicycles for short and long stays. These regulations will help meet the City's goal that 10 percent of all trips be made by bicycle.

33.266.210 Required Bicycle Parking

A. Number of spaces required.

1. The required minimum number of bicycle parking spaces for each use category is shown on Table 266-6. No bicycle parking is required for uses not listed.
2. The required minimum number of bicycle parking spaces is based on the primary uses on a site. There are no bicycle parking requirements for accessory uses. However, if the required number of spaces for the primary uses is based on net building area, the net building area of accessory uses is included with the primary uses in the calculation. For example, a Manufacturing and Production use of 45,000 square feet with 15,000 square feet of accessory Office use would have a bicycle parking requirement of 4 spaces, based on 60,000 square feet of net building area. If the primary use is not listed in Table 266-6, no bicycle parking is required for the accessory use.
3. When there are two or more separate primary uses on a site, the required bicycle parking for the site is the sum of the required parking for the individual primary uses.

B. Exemptions.

1. No long-term bicycle parking is required on a site where there is less than 2,500 square feet of gross building area.

2. No bicycle parking is required for a Commercial Parking facility on a surface parking lot in the Central City plan district.

33.266.220 Bicycle Parking Standards

A. Short-term bicycle parking.

1. Purpose. Short-term bicycle parking encourages shoppers, customers, messengers, and other visitors to use bicycles by providing a convenient and readily accessible place to park bicycles. Short-term bicycle parking should serve the main entrance of a building and should be visible to pedestrians and bicyclists.
2. Standards. Required short-term bicycle parking must meet the following standards:
 - a. Short-term bicycle parking must be provided in lockers or racks that meet the standards of Subsection 33.266.220.C.
 - b. Location. Short-term bicycle parking must be:
 - (1) Outside a building;
 - (2) At the same grade as the sidewalk or at a location that can be reached by an accessible route; and
 - (3) Within the following distances of the main entrance:
 - Building with one main entrance. For a building with one main entrance, the bicycle parking must be within 50 feet of the main entrance to the building as measured along the most direct pedestrian access route. See Figure 266-8;
 - Building with more than one main entrance. For a building with more than one main entrance, the bicycle parking must be along all façades with a main entrance, and within 50 feet of at least one main entrance on each façade that has a main entrance, as measured along the most direct pedestrian access route. See Figure 266-9;
 - Sites with more than one primary building. For sites that have more than one primary building, but are not an institutional campus, the bicycle parking must be within 50 feet of a main entrance as measured along the most direct pedestrian access route, and must be distributed to serve all primary buildings. See Figure 266-10;
 - Institutional Campus. On an institutional campus with more than one building or main entrance, the bicycle parking must be either:
 - Within 50 feet of a main entrance as measured along the most direct pedestrian access route; or
 - If the short-term bicycle parking is more than 50 feet from a main entrance, it must be in a common bicycle parking location along a pedestrian access route.
 - c. Bicycle Parking Fund.
 - (1) This option may be used only if it is not possible to provide all of the required short-term bicycle parking on site in a way that complies with all of the standards in A.2.b. This option may not be used if:

- There are surface parking areas, plazas, exterior courtyards, or other open areas on the site, other than required landscaping;
 - Those open areas are large enough, separately or in combination, to accommodate all required short-term bicycle parking; and
 - The open areas meet the locational requirements of A.2.b.
- (2) Fund use and administration. The Bicycle Parking Fund is collected and administered by the Office of Transportation. The funds collected will be used to install bicycle parking and associated improvements in the right-of-way.
- (3) This option may not be used if any required short-term bicycle parking is provided on site.

Table 266-6 Minimum Required Bicycle Parking Spaces			
Use Categories	Specific Uses	Long-term Spaces	Short-term Spaces
Residential Categories			
Household Living	Multi-dwelling	1.5 per 1 unit in Central City plan district; 1.1 per 1 unit outside Central City plan district	2, or 1 per 20 units
Group Living		2, or 1 per 20 residents	None
	Dormitory	1 per 8 residents	None
Commercial Categories			
Retail Sales And Service		2, or 1 per 12,000 sq. ft. of net building area	2, or 1 per 5,000 sq. ft. of net building area
	Temporary Lodging	2, or 1 per 20 rentable rooms	2, or 1 per 20 rentable rooms
Office		2, or 1 per 10,000 sq. ft. of net building area	2, or 1 per 40,000 sq. ft. of net building area
Commercial Parking		10, or 1 per 20 auto spaces	None
Commercial Outdoor Recreation		10, or 1 per 20 auto spaces	None
Major Event Entertainment		10, or 1 per 40 seats or per CU review	None
Industrial Categories			
Manufacturing And Production		2, or 1 per 15,000 sq. ft. of net building area	None
Warehouse And Freight Movement		2, or 1 per 40,000 sq. ft. of net building area	None

Table 266-6 Minimum Required Bicycle Parking Spaces			
Institutional Categories			
Basic Utilities	Light rail stations, transit centers	8	None
Community Service		2, or 1 per 10,000 sq. ft. of net building area	2, or 1 per 10,000 sq. ft. of net building area
	Park and ride	10, or 5 per acre	None
Parks And Open Areas		Per CU review	Per CU review
Schools	Grades 2 through 5	2 per classroom, or per CU or IMP review	None
	Grades 6 through 12	4 per classroom, or per CU or IMP review	None
Colleges	Excluding dormitories (see Group Living, above)	2, or 1 per 20,000 sq. ft. of net building area, or per CU or IMP review	2, or 1 per 10,000 sq. ft. of net building area, or per CU or IMP review
Medical Centers		2, or 1 per 70,000 sq. ft. of net building area, or per CU or IMP review	2, or 1 per 40,000 sq. ft. of net building area, or per CU or IMP review
Religious Institutions		2, or 1 per 4,000 sq. ft. of net building area	2, or 1 per 2,000 sq. ft. of net building area
Daycare		2, or 1 per 10,000 sq. ft. of net building area	None
Other Categories			
Aviation And Surface Passenger Terminals, Detention Facilities		Per CU Review	Per CU Review

Note: Wherever this table indicates two numerical standards, such as "2, or 1 per 3,000 sq. ft. of net building area," the larger number applies.

Figure 266-8
Short-term bike parking – one building, one entrance

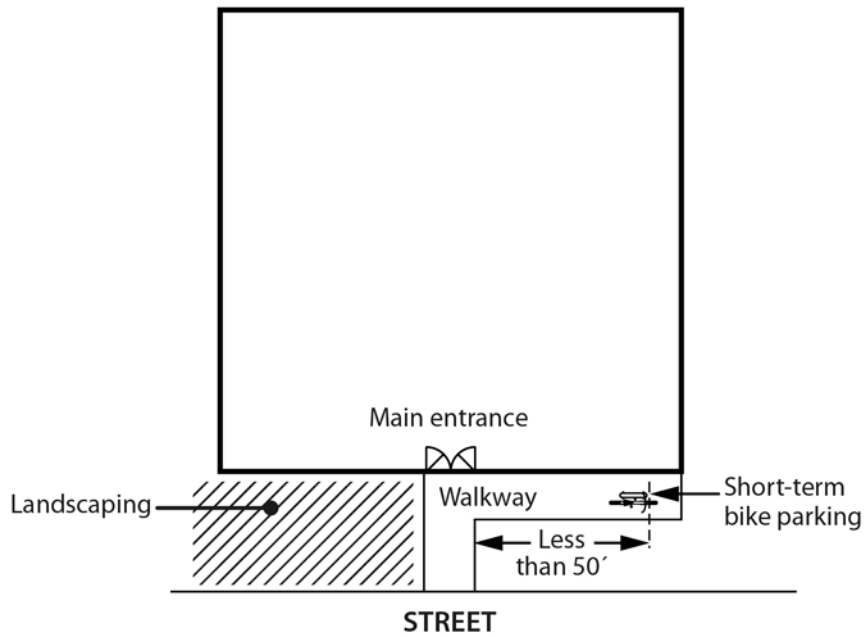


Figure 266-9
Short-term bike parking – one building, multiple entrances

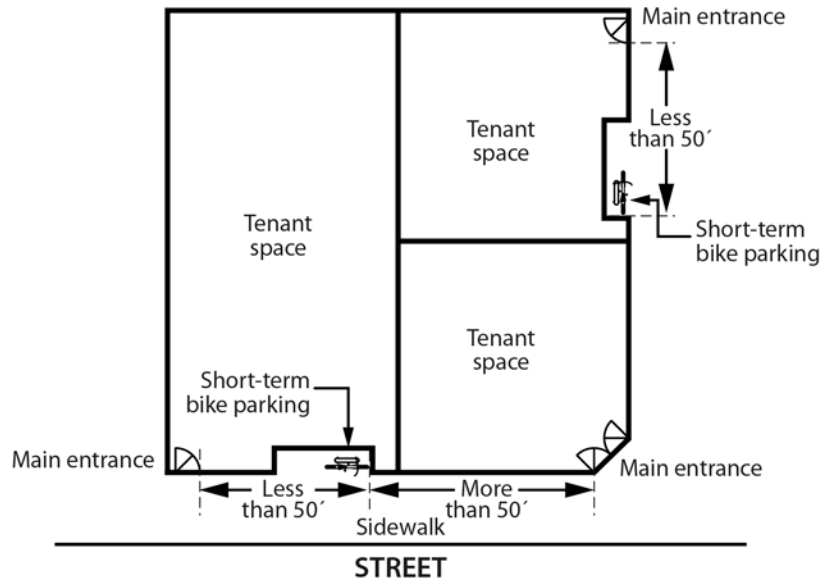


Figure 266-10
Short-term bike parking – multiple buildings, multiple entrances

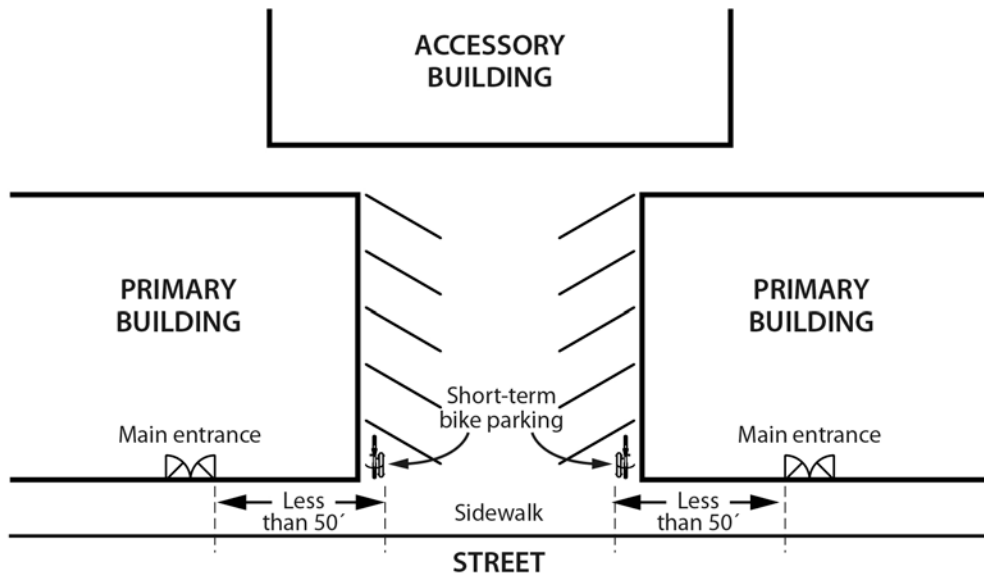
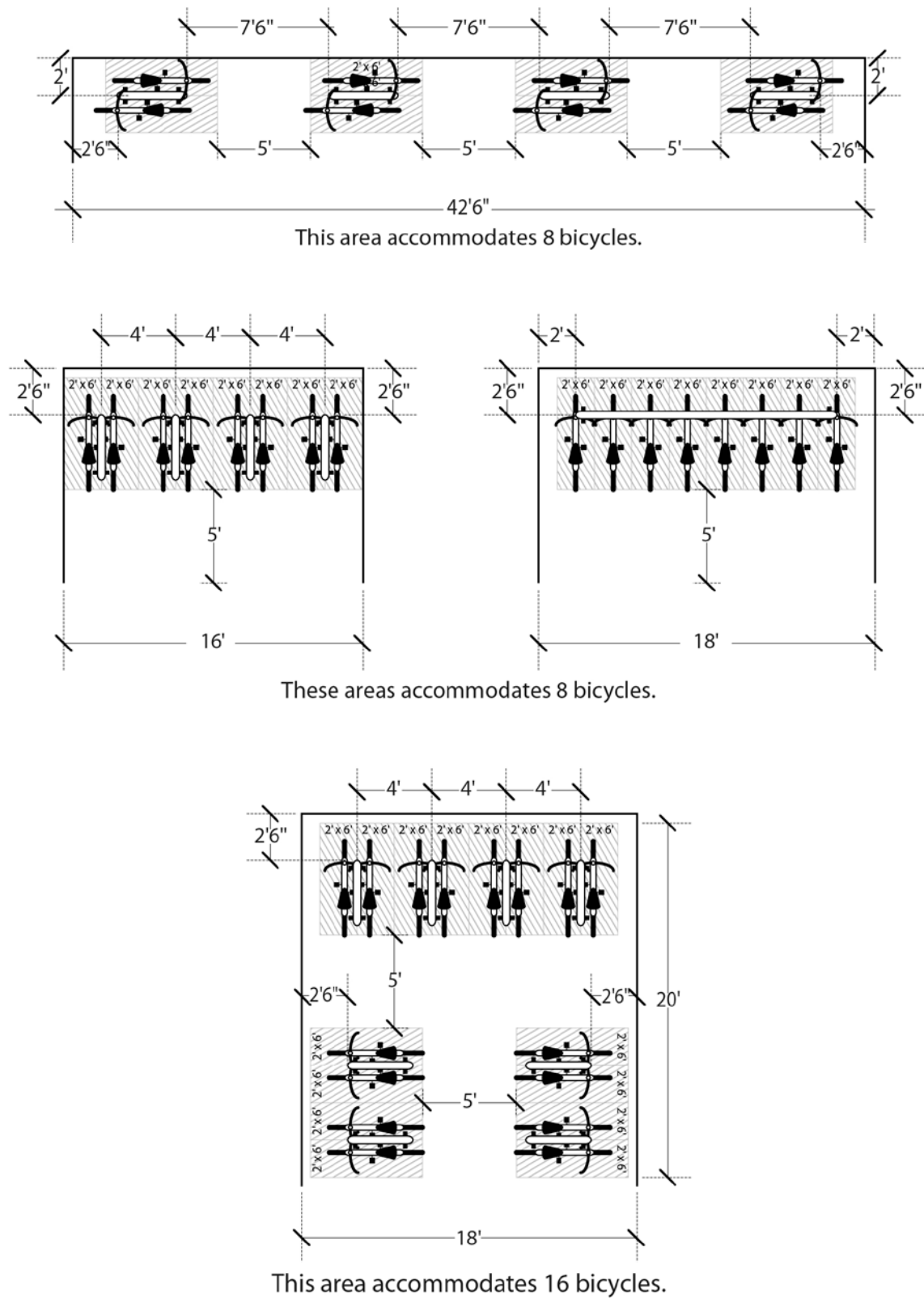


Figure 266-11
Examples of Bicycle Parking Layouts



B. Long-term bicycle parking.

1. Purpose. Long-term bicycle parking provides employees, students, residents, commuters and others who generally stay at a site for several hours, a secure and weather-protected place to park bicycles. Although long-term parking does not have to be provided on-site, the intent of these standards is to allow bicycle parking to be within a reasonable distance in order to encourage bicycle use.
2. Standards. Required long-term bicycle parking must meet the following standards:
 - a. Long-term bicycle parking must be provided in racks or lockers that meet the standards of Subsection 33.266.220.C;
 - b. Location. Long-term bicycle parking must be located on the site or in an area where the closest point is within 300 feet of the site;
 - c. Covered Spaces. At least 50 percent of required long-term bicycle parking must be covered and meet the standards of Paragraph 33.266.220.C.5, Covered Bicycle Parking; and
 - d. Security. To provide security, long-term bicycle parking must be in at least one of the following locations:
 - (1) In a locked room;
 - (2) In an area that is enclosed by a fence with a locked gate. The fence must be either 8 feet high, or be floor-to-ceiling;
 - (3) Within view of an attendant or security guard;
 - (4) Within 100 feet of an attendant or security guard;
 - (5) In an area that is monitored by a security camera; or
 - (6) In an area that is visible from employee work areas.

C. Standards for all bicycle parking.

1. Purpose. These standards ensure that required bicycle parking is designed so that bicycles may be securely locked without undue inconvenience and will be reasonably safeguarded from intentional or accidental damage.
2. Bicycle lockers. Where required bicycle parking is provided in lockers, the lockers must be securely anchored.
3. Bicycle racks. The Office of Transportation maintains a handbook of racks and siting guidelines that meet the standards of this paragraph. Required bicycle parking may be provided in floor, wall, or ceiling racks. Where required bicycle parking is provided in racks, the racks must meet the following standards:
 - a. The bicycle frame and one wheel can be locked to the rack with a high security, U-shaped shackle lock if both wheels are left on the bicycle;
 - b. A space 2 feet by 6 feet must be provided for each required bicycle parking space, so that a bicycle six feet long can be securely held with its frame supported so that the bicycle cannot be pushed or fall in a manner that will damage the wheels or components. See Figure 266-11; and

- c. The rack must be securely anchored.
4. Parking and maneuvering areas.
 - a. Each required bicycle parking space must be accessible without moving another bicycle;
 - b. There must be an aisle at least 5 feet wide behind all required bicycle parking to allow room for bicycle maneuvering. Where the bicycle parking is adjacent to a sidewalk, the maneuvering area may extend into the right-of-way; and
 - c. The area devoted to bicycle parking must be hard surfaced.
5. Covered bicycle parking. Covered bicycle parking, as required by this section, can be provided inside buildings, under roof overhangs or awnings, in bicycle lockers, or within or under other structures. Where required covered bicycle parking is not within a building or locker, the cover must be:
 - a. Permanent;
 - b. Designed to protect the bicycle from rainfall; and
 - c. At least 7 feet above the floor or ground.
6. Signs.
 - a. Light rail stations and transit centers. If required bicycle parking is not visible from the light rail station or transit center, a sign must be posted at the station or center indicating the location of the parking.
 - b. Other uses. For uses other than light rail stations and transit centers, if required bicycle parking is not visible from the street or main building entrance, a sign must be posted at the main building entrance indicating the location of the parking.
7. Use of required parking spaces.
 - a. Required short-term bicycle parking spaces must be available for shoppers, customers, messengers, and other visitors to the site.
 - b. Required long-term bicycle parking spaces must be available for employees, students, residents, commuters, and others who stay at the site for several hours.

Loading

33.266.310 Loading Standards

- A. Purpose.** A minimum number of loading spaces are required to ensure adequate areas for loading for larger uses and developments. These regulations ensure that the appearance of loading areas will be consistent with that of parking areas. The regulations ensure that access to and from loading facilities will not have a negative effect on the traffic safety or other transportation functions of the abutting right-of-way.
- B. Where these regulations apply.** The regulations of this section apply to all required and non-required loading areas.

C. Number of loading spaces.

1. Buildings where all of the floor area is in Household Living uses must meet the standards of this Paragraph.
 - a. One loading space meeting Standard B is required where there are more than 40 dwelling units in the building and the site abuts a street that is not a streetcar alignment or light rail alignment.
 - b. One loading space meeting Standard B is required where there are more than 20 dwelling units in a building located on a site whose only street frontage is on a streetcar alignment or light rail alignment.
 - c. One loading space meeting Standard A or two loading spaces meeting Standard B are required when there are more than 100 dwelling units in the building.
2. Buildings where any of the floor area is in uses other than Household Living must meet the standards of this Paragraph.
 - a. Buildings with any amount of net building area in Household Living and with less than 20,000 square feet of floor area in uses other than Household Living are subject to the standards in C.1. above.
 - b. One loading space meeting Standard A is required for buildings with at least 20,000 and up to 50,000 square feet of net building area in uses other than Household Living.
 - c. Two loading spaces meeting Standard A are required for buildings with more than 50,000 square feet of net building area in uses other than Household Living.

D. Size of loading spaces. Required loading spaces must meet the standards of this subsection.

1. Standard A: the loading space must be at least 35 feet long, 10 feet wide, and have a clearance of 13 feet.
2. Standard B: The loading space must be at least 18 feet long, 9 feet wide, and have a clearance of 10 feet.

E. Placement, setbacks and landscaping. Loading areas must comply with the setback and perimeter landscaping standards stated in Table 266-7 below. When parking areas are prohibited or not allowed between a building and a street, loading areas are also prohibited or not allowed.

F. Forward motion.

1. Outside the Central City plan district. Outside the Central City plan district, loading facilities generally must be designed so that vehicles enter and exit the site in a forward motion. Standard B loading spaces that are accessed from a Local Service Traffic Street are exempt from this requirement
2. In the Central City plan district. In the Central City plan district, loading facilities that abut a light rail or streetcar alignment must be designed so that vehicles enter and exit the site in a forward motion.

G. Paving. In order to control dust and mud, all loading areas must be paved.

Table 266-7 Minimum Loading Area Setbacks And Perimeter Landscaping		
Location	All zones except EG2 and IG2	EG2, IG2
Lot line abutting street	5 ft. / L2 or 10 ft. / L1	10 ft. / L2 or 15 ft. / L1
Lot line abutting a C, E, I, or CI zone lot line	5 ft. / L2 or 10 ft. / L1	5 ft. / L2 or 10 ft. / L1
Lot line abutting an OS zone lot line	5 ft./ L3	10 ft./ L3
Lot line abutting an R or IR zone lot line	5 ft./ L4	10 ft./ L4

Transportation and Parking Demand Management

33.266.410 Transportation and Parking Demand Management

- A. Purpose.** Transportation and parking demand management (TDM) encompasses a variety of strategies to encourage more efficient use of the existing transportation system, and reduce reliance on the personal automobile. This is achieved by encouraging people through education, outreach, financial incentives, and pricing to choose other modes, share rides, travel outside peak times, and telecommute, among other methods. Effective TDM also incorporates management of parking demand. Transportation and parking demand management strategies help reduce traffic congestion, reduce the amount of money that must be spent to expand transportation system capacity, improve air quality, and ensure road capacity is available for those who need it most.
- B.** Transportation and parking demand management in the commercial/mixed use zones. In the commercial/mixed use zones, a TDM plan is required when new development includes more than 10 dwelling units, or an alteration to existing development includes the addition of more than 10 dwelling units. Sites in the Central City plan district, and sites that are located far from transit, as described in Paragraph 33.266.110.B.2, are exempt from this requirement. To meet the TDM standard, the applicant must choose one of the following:
 1. Go through the Transportation Impact review process set out in chapter 33.852; or
 2. Meet the objective standards of Title 17.107 as verified by the Portland Bureau of Transportation.

33.266.420 Transportation Impact Review in the Campus Institutional Zones

Development on a site zoned CI with a College or Medical Center use must conform to an approved Transportation Impact review. Development that is not in conformance with an approved Transportation Impact review requires Transportation Impact review when the development:

- A. Increases the net building area on the campus by more than 20,000 square feet; or
- B. Increases the number of parking spaces on the campus by more than 4.

(Amended by: Ord. No. 164014, effective 3/27/91; Ord. No. 164899, effective 12/11/91; Ord. No. 165376, effective 5/29/92; Ord. No. 166313, effective 4/9/93; Ord. No. 167054, effective 10/25/93; Ord. No. 167186, effective 12/31/93; Ord. No. 167189, effective 1/14/94; Ord. No. 169324, effective 10/12/95; Ord. No. 169535, effective 1/8/96; Ord. No. 169699, effective 2/7/96; Ord. No. 170704, effective 1/1/97; Ord. No. 171718, effective 11/29/97; Ord. No. 174263, effective 4/15/00; Ord. No. 174980, effective 11/20/00; Ord. Nos. 175341 and 175358, effective 3/16/01; Ord. No. 175837, effective 9/7/01; Ord. No. 175966, effective 10/26/01; Ord. Nos. 175965 and 176333, effective 7/1/02; Ord. No. 176469, effective 7/1/02; Ord. No. 177028, effective 12/14/02; Ord. No. 177422, effective 6/7/03; Ord. No. 177701, effective 8/30/03; Ord. No. 178172, effective 3/5/04; Ord. No. 178509, effective 7/16/04; Ord. No. 179316, effective 7/8/05; Ord. No. 179845, effective 1/20/06; Ord. No. 179980, effective 4/22/06; Ord. No. 181357, effective 11/9/07; Ord. No. 182429, effective 1/16/09; Ord. No. 183598, effective 4/24/10; Ord. No. 184524, effective 7/1/11; Ord. No. 185974, effective 5/10/13; Ord. No. 186639, effective 7/11/14; Ord. No. 187216, effective 7/24/15; Ord. No. 188162, effective 2/1/17; Ord. No. 188259, effective 3/31/17; Ord. No. 188177, effective 5/24/18; Ord. No. 188958, effective 5/24/18.)

